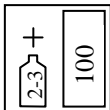


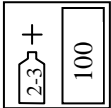





Technical Data Sheet

BODY FILLER 1100 MULTISOFT

Soft multifunctional

PROPERTIES		
<p>BODY FILLER 1100 is a is a multifunctional and the most diverse putty in our offer. The product combines the properties of filling putties (good adhesion to various substrates, repair of large irregularities, easy application and sanding with coarse abrasive papers) with the properties of finishing putties (good application in thin layers and repair of small defects, sanding with fine abrasive papers). The product leaves a very smooth surface after application, which reduces the amount of sanding required.</p>		
SUBSTRATES		
polyester laminates	dry sand with P80-P120 and degrease again with the PLUS 780 silicone degreaser	
steel	degrease, dry sand with P80 – P120, degrease again	
galvanised steel	degrease, mat with an abrasive needle cloth and degrease again	
aluminium	degrease, mat with an abrasive needle cloth and degrease again	
two-component acrylic fillers	degrease, dry sand with P220 – P280, degrease again	
old paint coatings	degrease, dry sand with P220 – P280, degrease again	
CAUTION		
Do not apply polyester body filler directly on top wash primers or one-component acrylic and nitrocellulose products.		
MIXING RATIO		
	BODY FILLER HARDENER	Weight ratio
		100 g 2 – 3 g
APPLICATION LIFE FROM MIXING WITH THE HARDENER		
From 3 to 6 min at 68°F/ 20°C		

DRYING TIME		
From 20 to 30 min at 68°F/ 20°C The time can be shortened by heating for 10 minutes at a maximum of 140°F/ 60°C.		
COATABILITY		
Finishing polyester body filler, spray polyester filler, filling acrylic primers		
APPLICATION CONDITIONS		
The minimum application temperature is 50°F/ 10 °C		
APPLICATION		
	Clean and sand the surface	
	Degrease the surface with PLUS 780	
	Observe the required amount of hardener. Mix the components thoroughly until a uniform colour is obtained. Weight quantity of components: Add 2 – 3 g of Hardener to 100 g of BODY FILLER 1100 Potlife: 3 to 6 minutes at 68°F/ 20°C	
	Apply a layer of 5 mm max with a body filler knife.	
	Wait for 20 to 30 minutes (at 68°F/ 20°C)	
	rough	finish
	P80-P120	P120-P240
COLOUR		
Beige		
CONTENT OF VOLATILE ORGANIC COMPOUNDS (VOC)		
VOC II/B/b limit* = 2,086lbs/gal (250g/l)	0,751lbs/gal (90g/l)	
*For ready to use mixture.		

EQUIPMENT CLEANING	
THIN 8500 or NC solvent, acetone.	
STORAGE CONDITIONS	
Store in a cool dry room, away from sources of fire and heat. Avoid direct exposure to sunlight.	
SHELF LIFE	
Body Filler	12 months/68°F/ 20°C.
Hardener	18 months/68°F/ 20°C.
SAFETY	
See Safety Data Sheet.	
NOTES	
Intended for professional use only.	
OTHER INFORMATION	
<p>The effectiveness of our systems results from laboratory research and many years of experience. The data contained herein meets the current knowledge about our products and their application potential. We ensure high quality, provided the user follows the instructions and the work is performed in accordance with good workmanship. It is necessary to do a test application of the product due to its potentially different reaction with different materials. We may not be held liable for defects if the final result was affected by factors beyond our control.</p>	