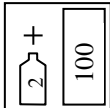


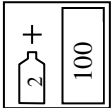





**Technical Data Sheet**

**BODY FILLER 1000 FINE GLAZE**

Glaze with indicator

PROPERTIES		
<p><b>BODY FILLER 1000 FINE GLAZE</b> is a lightweight body filler used for finishing layers on repaired surfaces and as a filler for scratches, surface irregularities and minor damage. By using modern resins and fillers "140" has a very smooth surface with minimal quantities of holes after application compared to standard body fillers. Due to easy and soft sandability it can be used even for large surfaces. <b>BODY FILLER 1000</b> shows low porosity of surface after processing as well as smooth edges. The product shows good adhesion to various substrates, including galvanized steel.</p>		
SUBSTRATES		
polyester laminates	dry sand with P80-P120 and degrease again with the PLUS 780 silicone degreaser	
steel	degrease, dry sand with P80 – P120, degrease again	
galvanised steel	degrease, mat with an abrasive finishing pad and degrease again	
aluminium	degrease, mat with an abrasive finishing pad and degrease again	
two-component acrylic fillers	degrease, dry sand with P220 – P280, degrease again	
old paint coatings	degrease, dry sand with P220 – P280, degrease again	
CAUTION		
<p>Do not apply polyester body filler directly on top wash primers or one-component acrylic and nitrocellulose products.</p>		
MIXING RATIO		
	BODY FILLER HARDENER	Weight ratio
		100 ml 2 ml
APPLICATION LIFE FROM MIXING WITH THE HARDENER		
From 3 to 6 min at 68°F/ 20°C.		

DRYING TIME		
From 25 to 30 min at 68°F/ 20°C. The time can be shortened by heating for 10 minutes at maximum of 140°F/ 60°C.		
COATABILITY		
Finishing polyester body filler, spray polyester filler, filling acrylic primers		
APPLICATION CONDITIONS		
The minimum application temperature is 50°F/ 10°C		
APPLICATION		
	Clean and sand the surface	
	Degrease the surface with PLUS 780	
	Observe the required amount of hardener. Mix the components thoroughly until a uniform colour is obtained. Volume quantity of components: Add 2 ml of Hardener to 100 ml of BODY FILLER 100. Potlife: 3 to 6 minutes at 68°F/ 20°C	
	Apply a layer of 3 mm max with a body filler knife.	
	Wait for 25 to 30 minutes (at 68°F/ 20°C). When the product is applied on galvanized steel please wait minimum 30 minutes	
	rough	finish
	P120-P150	P180-P240
COLOUR		
Blue		
CONTENT OF VOLATILE ORGANIC COMPOUNDS (VOC)		
VOC II/B/b limit* = 2,086lbs/gal (250g/l)	0,751lbs/gal (90g/l)	
*For ready to use mixture.		

<b>EQUIPMENT CLEANING</b>	
THIN 8500 or NC solvent, acetone.	
<b>STORAGE CONDITIONS</b>	
Store in a cool dry room, away from sources of fire and heat. Avoid direct exposure to sunlight.	
<b>SHELF LIFE</b>	
BODY FILLER	12 months/68°F/ 20°C.
Hardener	18 months/68°F/ 20°C.
<b>SAFETY</b>	
See Safety Data Sheet.	
<b>NOTES</b>	
Intended for professional use only.	
<b>OTHER INFORMATION</b>	
<p>The effectiveness of our systems results from laboratory research and many years of experience. The data contained herein meets the current knowledge about our products and their application potential. We ensure high quality, provided the user follows the instructions and the work is performed in accordance with good workmanship. It is necessary to do a test application of the product due to its potentially different reaction with different materials. We may not be held liable for defects if the final result was affected by factors beyond our control.</p>	